	<h1 style="text-align: center;">Technical Information</h1> No. 01/2
Subject	Application and delivery of the Trintella sail emblem and brand and type stickers
Rubric	General
Introduction	This TI bulletin is a guideline for the application, ordering and delivery of the Trintella sail emblem on the mainsail and brand and type stickers to place on the hull or doghouse (the A and C series).

1. Introduction

The application of a sail emblem on the mainsail first appeared in the 1960s when the so-called national open sailboat classes started to introduce these. Examples are; the Dragon, the Rainbow, etc. After that, the emblem on the sail was introduced by shipyards that built a specific brand. Shipyard Anne Wever was one of the first yards to introduce their own emblem on a mainsail in the 1960s.

A sail emblem is unique to a specific boat type and represents the values of the brand. One advantage of a consistently applied emblem on the mainsail is that it promotes the recognizability of the brand and keeps it alive.



This guideline gives information about the application of the two different types of sail emblems that were used on the mainsail throughout the history of the shipyard. Besides that, advice is offered about the brand and the type of stickers that are used on the hull, or, as is the case for the A and C series, on the side of the doghouse.

Due to a lack of good and original specifications of the sail emblems, this guideline was developed with the help of many photos and documentation. These have come from the Trintella Friends' Association's archives of newly delivered boats and original sail plans.

Lastly, information about how the sail emblems can be applied on the mainsail; printed and or ordered and delivered.

2. Mainsail – Sail emblem

There are two types of sail emblems that were used in the history of the shipyard. See the grid to find out which sailing emblem belongs to which type of Trintella. In addition, it shows how the size and position of the emblem is determined.

Type	Sail emblem	Remarks
I, Ia,II, Ila, III, IIIa,IV, V,41, 42, 38,44/45, 53, 40A, 44A, 49A, 57A, 75A	<p style="text-align: center;">1</p> 	<p>The sail emblem is a compilation of a jib and its shadow. The 'point' of the emblem is directed, on both sides of the sail, to the bow. It is on an angle of inclination determined by the center line of the sail emblem perpendicular to the stern. They can be found on the port and starboard side and are each other's mirror image so they can be placed at the same height. For position and height see attachment 1. For detailed measurements see attachment 2. Color: black. Material: to be discussed with the sailmaker.</p> <p>The sail emblem can be cut into the right size based on the measurements or a clear example from the previous sail. If it has to be printed, then you can request a vector file through: shop@trintella.org</p>
46A, 51A, 58A, 42C, 47C, 50C, 55C, 65C	<p style="text-align: center;">2</p>  <p style="text-align: center;"><i>Example for Trintella 42C</i></p>	<p>The sail emblem is a modern T-shape with the length of the boat in ft. printed underneath. For measurements and position on the sail see attachment 3. Color: black. Material: to be discussed with the sailmaker.</p> <p>The sailing emblem can be cut into the right size based on the measurements or a good example from a former sail.(it is tricky with this logo!). Professional printing is preferred. To do this, you can request a vector file of the sail emblem through: shop@trintella.org</p>

3. Brand and type hull stickers

Most Trintel and Trintella yachts were provided with a brand and type sticker by the shipyard.

3.1. Placing

For all Trintella types, with the exception of the 46A, 51A, 58A, 42C, 47C, 50C, 55C and 65C, the sticker was placed on both sides (Port and Starboard) on the rear of the hull (not on the stern). For the 46A, 51A, 58A, 42C, 47C, 50C, 55C and 65C types, the stickers were placed on the sides of the doghouse.

3.2. Measurements

The measurements of the brand sticker are approximately 15 to 20 cm long and 2 to 3 cm high.

3.3. Font

Type: ARIAL or ARIAL Narrow, narrow and slim. Example: **TRINTELLA 38**. Due to the specially designed new logo (with modern T-shape, see example below) for types 46A, 51A, 58A, 42C, 47C, 50C, 55C en 65C, it is recommended to use a so-called Vector file. This can be requested through: shop@trintella.org This brand sticker consists of a black T with the other letters in the color: **Avery 831 Turquoise (ca. PMS 3145C)**

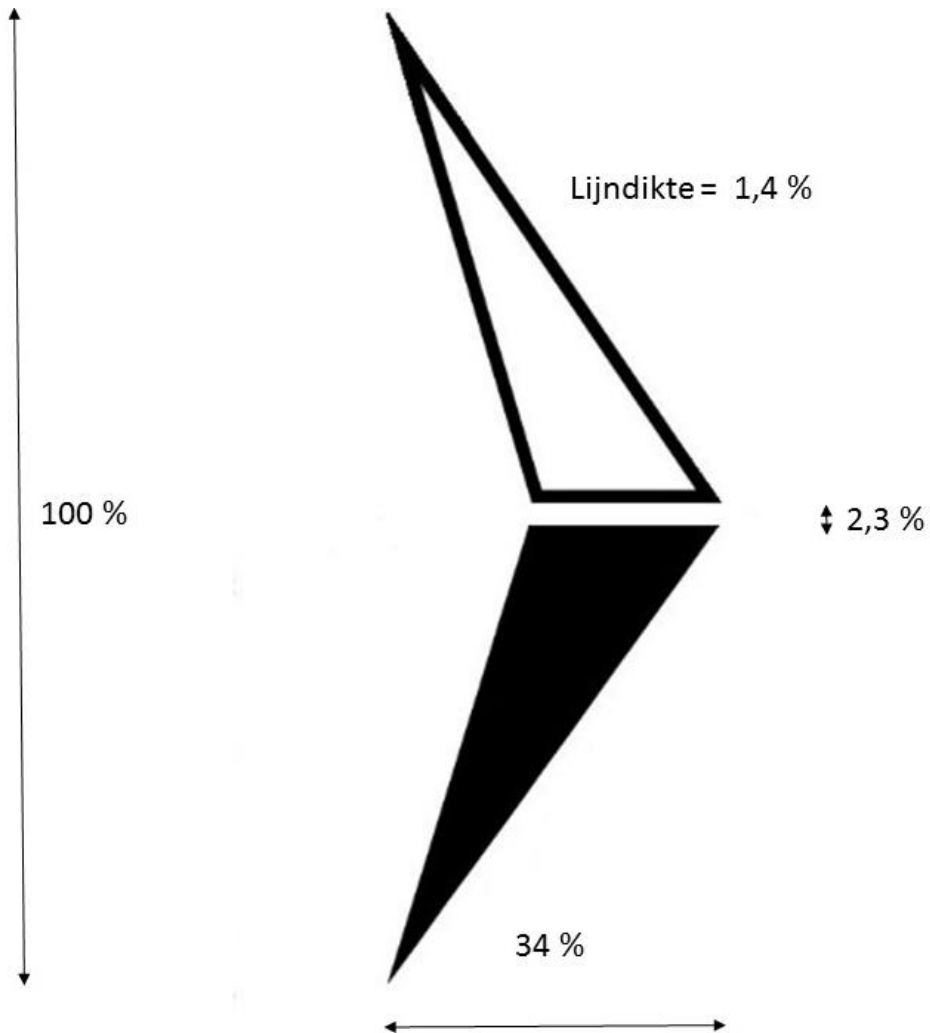


3.4. Delivery

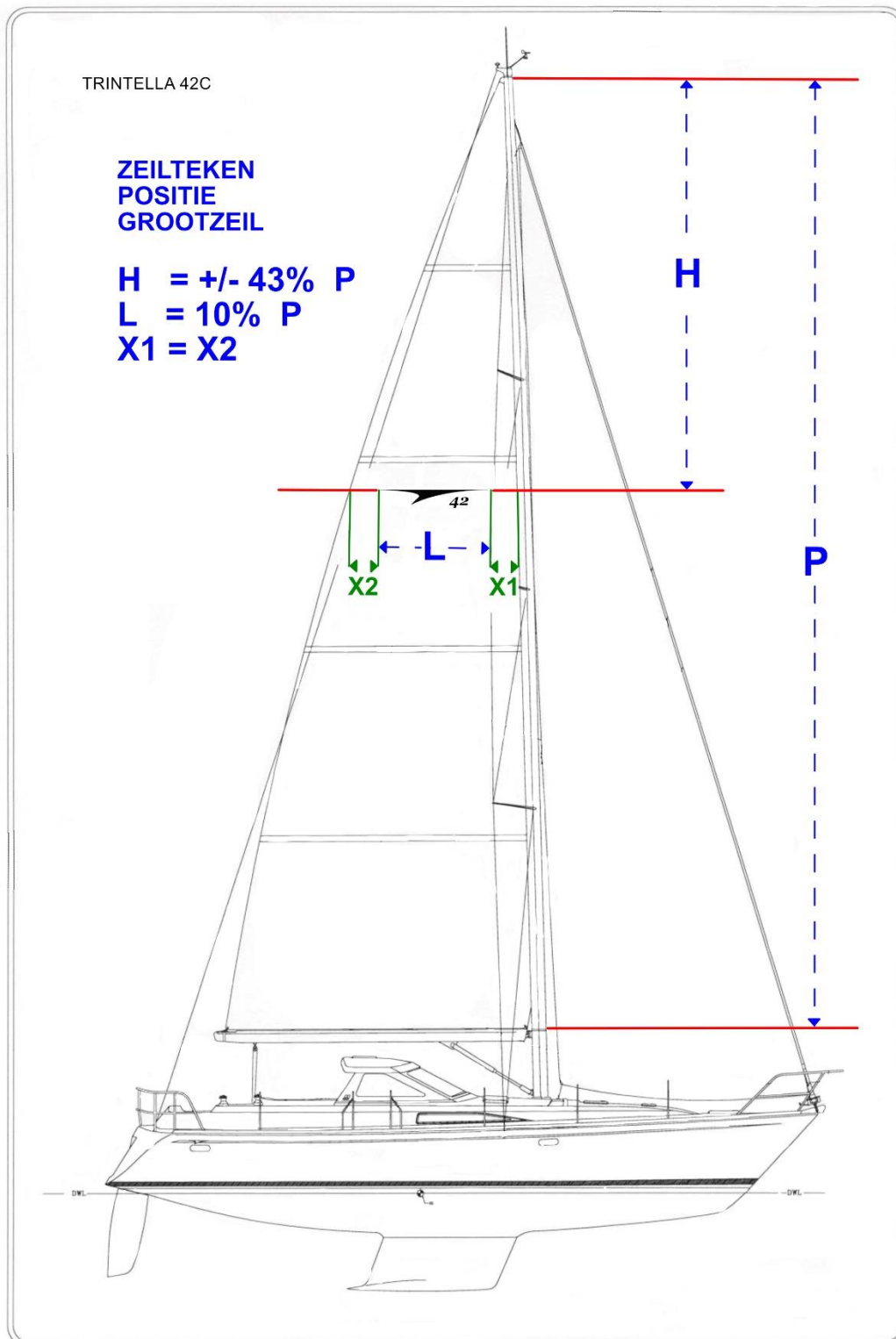
The easiest way is to order the brand and type stickers online. Most vendors will allow one to select the font and size of the letters straight away. For special stickers with the modern T-shape (for certain A types and the C-series, see above) one should take the vector file and the color specification to a local print shop. Should they not be familiar, then please contact: JBReclame: Tijvoortsebaan 8z, 5051HJ Goirle. Telephone number: 06 55152369. E-mail: jesse@jbreclame.nl This agency has made the vector files for the Trintella Friends' Association.

Attachment 2. Detailed measurements **Sail emblem 1 (later version)**

Below, the example of the logo for the starboard side of the sail. The port version is its mirror image. The "point" of the logo points to the front of the boat.



Attachment 3. Position and size of **Sail emblem 2**



Drafter: P. van der Waa
August 2019

Version 2: Fully revised including the new sail emblem for the A and C series and incl. application of brand/ type stickers